



# The Parkside School

learn grow thrive

Summer Term Newsletter 2022

Number 257

## Key Diary Dates

**June 10-Nutrition Workshop in School– 9.15 am, open to all families .**

**June 13- Puppet Theatre visit to school for Primary pupils**

**Friday, 17 June- Norfolk day of Welcome:** The pupils are invited to come into school on 17 June wearing blue and yellow

**June 20-23 inclusive—Year 11 London Trip.**

**Monday, 27 June - Friday, 1 July Norwich Pride Schools Week:** **Monday, 27 June** pupils to come into school wearing 'something that makes them feel proud to be them'

**July 5 – School Sports Day**

**10am -12 noon Time to Talk Coffee Morning Drop-in** at the Assembly House Norwich

**July 12 - School Sports Day**

**10am -12 noon Time to Talk Coffee Morning Drop-in** at the Christchurch Church, Yarmouth

## A Message from Mrs Ellis-Gage



Dear Parents and Carers,

What a busy half term! Parkside has enjoyed Bouncy Castles on site, trips to do interactive squash, sports competitions and archery sessions after school, trips to Banham Zoo amongst many other learning opportunities.

I have been really pleased with the hard work I have noticed across the school, lots of brilliant writing and some rather tricky maths too! The enterprise project from Shark class is a real highlight, postcards created and sold with the profits going to charity. Well done Sharks.

As always we have some goodbyes to say, Mrs Barlow and Mrs Ellis (from Elephant and Buffalo) will be leaving us to go on to exciting new opportunities. Parkside will miss them and we hope they stay in touch. We are pleased however, to be welcoming back Mrs Shingles and Miss Bellchamber from their maternity leave.


# Class News



This term in art, Seahorse class have been learning about famous Pop artists Roy Lichtenstein and Andy Warhol.

Seahorse class have created their own pop art using bright colours and everyday objects like these lollipop pictures.

**Super art work Seahorses**



Shark Class have been looking at 'Theseus and the Minotaur' this half term.

They have taken part in drama and made their own terracotta minotaurs, as well as inventing their own myths.

Shark Class have enjoyed learning a little more about Ancient Greece as part of the topic and used their research to make 'Sharkopolis,' an ancient version of 'Shark City,' which we made earlier in the year.

Can you spot our mud brick houses?

**Lovely work Sharks!**



Octopus Class have been studying known superheroes.

They then created their own superhero and wrote their own comic strips. **Great writing!**






Jellyfish and Willow class have really enjoyed learning about Roy Lichtenstein and the Pop Art genre.

We have created our own Pop Art artwork.

In English we have been writing our own superhero and villain stories.



**Amazing results guys!**




Buffalo class have really enjoyed making our very own super hero outfits this half

term, decorating our own capes and masks!



We love dressing up so we decided to create our own costumes in Art.

**Fantastic work Buffalo class!**



Rhino have been enjoying the Super Hero topic so far this term. In particular they have enjoyed the Pop Art themed art lessons.

Last week they learnt about the artist Roy Liechtenstein and created pictures in the same pop art style. **Well done Rhinos!**






Turtle class this half term have really enjoyed our topic of super heroes and villains. We have learnt about the skills needed to be a superhero, such as kindness, bravery and strength.



We have practised these in our every day play, being real life heroes by helping our friends and adults.

We have enjoyed role playing hero jobs such as soldiers and digging, doctors, police, firefighters and vets...Check out Earwig to see our fun!



Elephant Class have been learning all about 'Supertato'. We developed our fine motor skills by creating our own Supertato using craft materials and real potatoes.

We have also been working on freeing the Evil Pea from the jelly and rescuing the other fruit and vegetables! **Amazing work!**



Lion class took part in the Norwich school sport Partnerships 'Panathlon Xtend Challenge' at the UEA and achieved Third place!

They all did so well and worked very hard as a team, all walking away proudly with their bronze medals.

**Well done Lion class, a wonderful achievement!**






For our Heroes and Villains topic, Maple class has been looking at creating our own comic strip.

We learnt about onomatopoeia words and came up with our own to make our comics really fun!

In Global Studies we have been researching WWII; looking at which countries were allies and axis, using atlases to find them.

We also used a range of books and Google to research information about World War Two leaders; Winston Churchill and Adolf Hitler.

**Great work Maple class!**



We have had a fantastic time learning all about heroes and villains this Half Term, finding out all about our favourite characters and real-life heroes too!

We have been focusing on recapping addition, multiplication, subtraction and division in maths, practising both mental and formal calculation methods.

In Art, we have explored pop art, creating our own comic strips. See in the photo some of the class's favourite characters that we used to create a class hero timeline!



**Well done Rowan class, great work!**



Dolphin class have been reading the book 'Superduck', as part of our topic 'Heroes and Villains'. We have also been learning about forces such as pull and push, as well as learning about friction. As part of this, we made kites! We used a template, scissors and tape to make our kites and explored what we needed to make them fly.



**Well done!**


## Successful Work Experience Placement

We are really pleased that we have managed to get some work placements in and around the local communities where pupils live this term.

One of our pupils was lucky enough to be given the opportunity to spend the day at Screens in Lowestoft. This young man thought he might like to work in this field in the future, and a day with the staff there proved to be a good experience.

He was able to design and make several items of clothing which he was proud to wear. We are very grateful to all the staff at Screens who supported and encouraged this pupil on his placement.





Leopard class have had great fun making our very own super hero capes.

Here you can see us trying out their super powers out on the sensory playground with Mrs Ellis - Gage!

**Super work!!**



In Sycamore Class we have been practicing our independence skills in Norwich city centre.

Each week we are focusing on different skills and using practical activities to help us learn how to move around safely.

We recently visited Norwich market and had fun looking at all the different stalls and enjoying the lovely weather!

**Great work!**



## Special Olympics Swimming Sessions

Special Olympics Swimming Norfolk sessions are held every Sunday afternoon from 3.30-4.30pm at Wymondham Leisure Centre.

These are coached by Rob Griffiths (formally the swimming teacher at Parkside).

Please contact Nicola Baxter for further information and to book:

[nickenb@me.com](mailto:nickenb@me.com)

**01603 766585**

**07778 285555**



# Welcoming New Families to Parkside

During this term we were pleased to be able to welcome the parents and carers of the children we have starting at our school in September. It was lovely to be able to invite them into school and welcome them in person this year.

We have some transition days taking place next term to enable our new children to come into school and get a sense of their new environment. We know that our pupils and staff will make them really welcome and look forward to welcoming them into our school community.



## HOW TO MAKE A TORTILLA PIZZA

A tortilla pizza simply involves you swapping a regular pizza base with a tortilla wrap. You simply need to top your tortilla wrap with sauce, cheese and toppings and bake until golden and bubbly!

**1** Place your tortilla on a pizza tray. If you don't have a pizza tray you can use a baking sheet or tray. It is best to prepare your pizza on the tray because this stops you having to transfer the pizza once topped (the thin tortilla base makes this difficult to do).

**2** Spread your pizza sauce (or just tomato puree or pesto even) evenly across the pizza, leaving 1cm at the edge uncovered.

**3** Sprinkle with grated mozzarella cheese or cheddar if that's all you have in the fridge.

**4** Add Toppings such as pepperoni/peppers and bake on a medium oven until the cheese is bubbly and golden and the base is crisp (about 10 mins).

Eat and enjoy...Yum!!



### TOP TIP

You can also cover just half of the tortilla with sauce, cheese and toppings, fold over the plain half, press down on it and cook on the hob in a frying pan on a medium heat!

# Finger Printed Cherry Tree



## What you will need to make this beautiful Cherry Tree ...

- A3 size cardboard or the thickest paper you can find
  - Newspaper/Magazine print
  - Paint – we used red & white and mixed shades of pink for the blossoms and blue & white for the background.
  - Little fingers!! (You can also use a paintbrush or cotton bud)
- This beautiful blossom tree is made in **3 easy steps!**



### 1. Create a background for your cherry tree

You can do this with a paintbrush or a sponge. For some children it is easier with a sponge, this way they just have to wipe once across the paper.

Set up 3 different shades of blue. A light one – almost white, mid blue and a darker blue. Wipe or brush the paint across the page to form the shades Darker at the top and lighter at the bottom.



### 2. Make a tree

Once your paint is dry it is time to create your tree using the newsprint.

You can tear or cut a bigger tree stump and then add on branches.



### 3. Paint your blossoms

This is the best part! Now it is time to finger paint or paint on your blossoms.

Mix up 3 different shades of pink to create a nice mix of blossomy colours and use your fingers (or cotton bud/brush) to stamp little flowers onto the tree.

!

## Parkside School's Parent Friends Association News ...



The PFA stall held at the Thorpe St Andrews Platinum Jubilee Celebrations on Thursday 2nd June, raising a grand sum of £235 from the tombola and plant sale.

We would like to say a big 'Thank You' to everyone who was able to donate prizes and/or plants. It was a lovely day and great to see so many familiar faces!

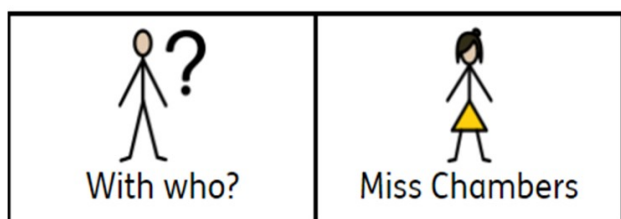
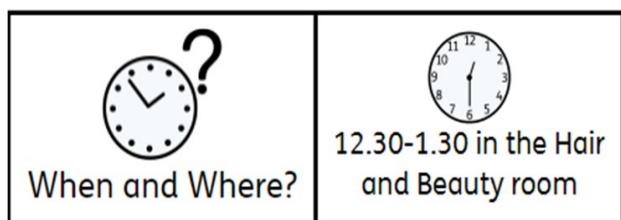
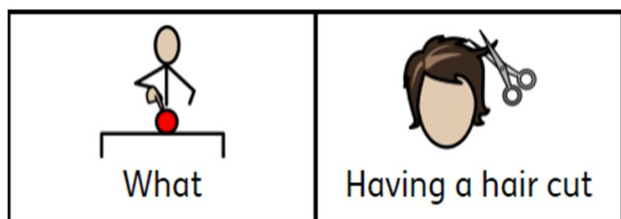


## Stay and Play news ...

As many of you will know, Stay and Play has been successfully run by Miss Russel for many years but she just wanted to let you know that going forward, Mrs Heads will be taking over the reins!

Thanks on behalf of the whole team at Parkside. we know that Stay and Play will be in great hands Mrs Heads!

## Haircuts are happening in school...



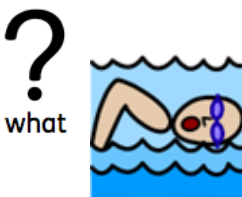







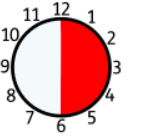
If you would like to book your child a haircut with Miss Chambers then please notify your child's class teacher.

They will inform Miss Chambers who will send you an email enabling you to pay by bank transfer.

Please note that payment will not be requested until the haircut is complete.



## Swimming with Paul

 what	Private 1:1 swimming lessons  All ages  Students of all ages
 who 	<b>Paul Howe</b> Parkside Employee  25 years swimming teaching experience Call: <b>07909332953</b>
	Swimming Pool- Hewett School 137 Hall Road Norwich NR1 2RN
 when	Various slots within:  Mondays: 4-5:30pm Tuesdays: 5-6pm Wednesdays: 4-6pm Thursdays: 4-6pm Fridays: 4pm-6pm
 how much?	   £22.50 for a 30 minute lesson